



NOTIFICATION OF ELECTRICAL POWER ISOLATION

To ensure a safe and reliable electricity supply system, Facilities Management Division (FMD) is executing a programme to repair and replace electrical switchboards at the Wollongong Campus.

To carry out these works, isolation of electrical power will be required within your building as follows:

| | |
|----------------------------|--|
| BUILDING: | 17 |
| SWITCHBOARD: | DB-G1 DB-1-1 |
| AREAS EFFECTED: | Refer to attached switchboard circuit schedules and layout drawings. |
| START: | 7am, Monday 27 th September |
| FINISH: | 4pm, Wednesday 29 th September |



Prior to the above stated date and time, FMD recommends the following:

- To minimise risk of damage, disconnect and unplug any sensitive electronic equipment
- Shut down your computer to prevent loss of any unsaved data
- Avoid opening fridges and freezers during the interruption to keep items cool

Unforeseen circumstances may cause the date and/or time of this isolation to change. FMD will issue an updated notice should this occur.

We apologise for any inconvenience. Please be aware that FMD will not be liable to pay compensation for damage, loss, or inconvenience incurred due to this essential maintenance being performed.

To Contact us:

If you have any questions regarding the proposed works, or if you have critical equipment that cannot be isolated in your building please contact the FMD Service Centre (4221 3217 or fm-service-centre@uow.edu.au).



UNIVERSITY
OF WOLLONGONG
AUSTRALIA



SWITCHBOARD CIRCUIT SCHEDULES

DB-G1:

Distribution Board: G/1 Computer Section Building 17 - Lighting Only
 Fed From: Cable Size:

| CIR NO | DESCRIPTION | CIR NO | DESCRIPTION |
|--------|---|--------|--|
| 1 | Arcade lighting | 2 | External lighting |
| 3 | External lighting | 4 | Arcade lighting 24 hr & em lighting |
| 5 | Arcade lighting | 6 | Arcade lighting |
| 7 | | 8 | |
| 9 | Eatery lighting | 10 | Eatery lighting |
| 11 | | 12 | |
| 13 | Arcade lighting em lighting | 14 | Arcade lighting 24 hr & em lighting |
| 15 | Arcade lighting + SKYLIGHT VOP/A | 16 | External lighting |
| 17 | Garden Lighting | 18 | 20/2x36W flouros Offices and staff area |
| 19 | 19 / 2 x 36W flouros student area, east side, centre and west side entry | 20 | Amenities & Corridor lighting |
| 21 | Computer shop lighting and em lights | 22 | Computer shop & em lighting |
| 23 | Computer shop lighting and em lights COMMS ROOM a BASEMENT B1/G LEADING SHED | 24 | 16 x recessed downlights 2 x 18W student area East side |
| 25 | Eatery lighting | 26 | |
| 27 | Eatery wall lighting | 28 | Eatery lighting |
| 29 | Display cabinets | 30 | |
| 31 | 7/2x36 W fluorescents 3/2x18W fluorescents Service corridor & staff desk area | 32 | Mall Male & Female toilet & em lighting |
| 33 | Emergency Lights 6 x Exits 11 x spit fire evacuation lights, all areas including toilets. | 34 | Display cabinet lighting |

| | | | |
|----|--|----|--|
| 35 | 24 hrs lights 7/ 2x36W flouros 1 / 2 x 18W flouro All areas | 36 | Controls |
| 37 | 12 x Recessed downlights 2 x 18W student area West side (bulkhead) 7 / 2 x 36W flouros west side offices. | 38 | Maintenance GPO 10 AMP N-30 COMMS CUPBOARD EAST IN BREEZEWAY. |
| 39 | 31 x Recessed downlights 2 x 18W centre section & west side. 2 / 2x36W flouros in Kitchen | 40 | Workshop shop etc with groundlet Power Poles Turn Sockets + USB Consult Rm. |
| 41 | Amenities & tea room GPO's | 42 | Power Poles Turn Sockets + USB Workshop shop etc |
| 43 | Loading dock GPO's | 44 | Mall corridor |
| 45 | 24hr push button overrides (2) to contactor via timer | 46 | Tea room BWU |
| 47 | | 48 | Mall amenities area GPO & Hand Dries computer shop toilet for control & D |
| 49 | | 50 | Gas HWU control panel |
| 51 | Instant HWS TERMINATED IN SERVICE DUCT | 52 | Motorised revolving door |
| 53 | | 54 | Car park lighting |
| 55 | | 56 | Car park lighting |
| 57 | Instant HWS | 58 | Car park lighting |
| 59 | | 60 | |

Distribution Board: G/1 Computer Section Building 17 - Power Only
Fed From: Cable Size:

| CIRCUIT BREAKER NUMBER | SIZE | DESCRIPTION |
|------------------------|------------|--|
| 1 | RCD 20A | Communications room GPO's |
| 2 | RCD 20A | 4 double GPO's adjacent to meeting room - P2 Power |
| 3 | RCD 20A | 1 GPO WAP Screen - P1 Power 8 double GPO's West side offices |
| 4 | RCD 20A | Front counter - P4 Power Power floor box Work station (middle) |
| 5 | RCD 20A | 4 GPOs - P5 Power Ticket machine and external Plasmas |
| 6 | RCD 20A | 3 GPOs - P6 Power Front Counter |
| 7 | RCD 20A | Power floor box - P5 Power East side - front |
| 8 | RCD 20A | Power floor box - P8 Power East side - back |
| 9 | RCD 20A | 4 double GPO's meeting room |
| 10 | RCD 20A | 4 double GPOs meeting room - P10 Power |
| 11 | RCD 20A | 7 GPOs - P7 Power North/East side offices and work area |

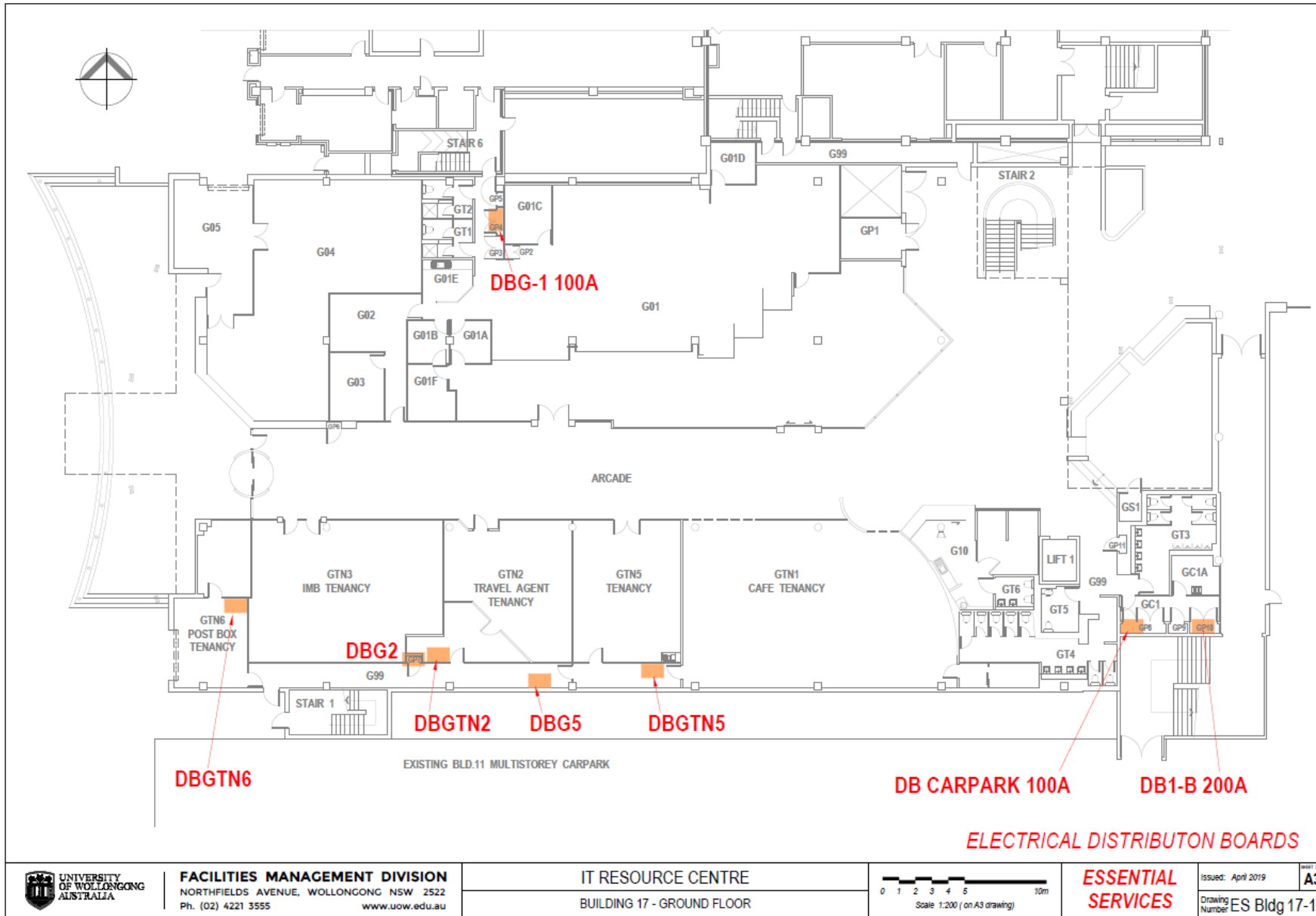
| | | |
|-----|------------|---|
| 12 | | Existing circuit |
| 13 | RCD 20A | Power floor box West side - P11 Power |
| 14 | RCD 20A | Security cupboard - P12 Power |
| 15 | RCD2 0A | 9 x double GPO's - Front Information desk - P13 Power |
| 16 | RCD 20A | 5 double GPOs Office Area West side - P14 Power |
| 17 | | |
| 18 | | 1 x DGP COMMS CUPBOARD |
| 19) | | 3 phase tran-power unit |
| 20 | RCD 20A | 1 ϕ 20A 56 SERIES OUTLET IN COMMS ROOM |
| 21) | | 3 phase tran-power unit |
| 22 | RCD 20A | 1 ϕ 20A 56 SERIES OUTLET IN COMMS ROOM |
| 23) | | 3 phase tran-power unit |
| 24 | RCD 20A | 1 ϕ 20A 56 SERIES OUTLET IN COMMS ROOM . |
| 25 | | |
| 26 | | |
| 27 | | |
| 28 | | |
| 29 | | |
| 30 | | |

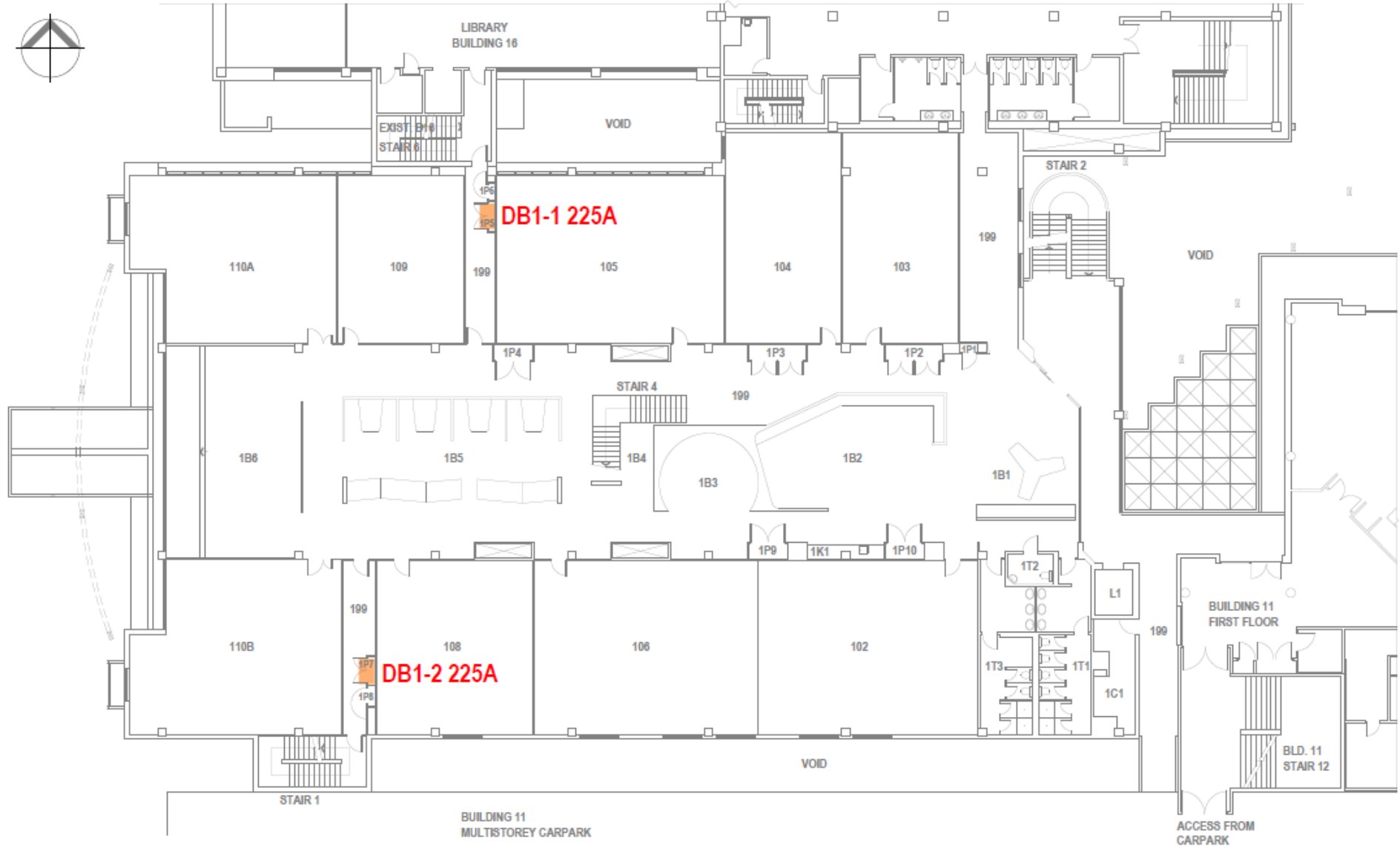
DB-1-1:

| Circuit No. | Description of Circuit | Neutral | Circuit No. | Description of Circuit | Neutral |
|-------------|------------------------------|---------|-------------|------------------------------|---------|
| 1 | Booth Area Lighting Z5 | | 2 | Lab 109 Lighting | |
| 3 | Lab 105 Lighting and EEL | | 4 | Lab 104 Lighting | |
| 5 | Lab 103 Lighting and EEL | | 6 | Outer Lobby Lighting and EEL | |
| 7 | Entry Area Lighting and EEL | | 8 | Entry Area Lighting Z1 | |
| 9 | Corridor Lighting and EEL | | 10 | Control | |
| 11 | GPO's Male/Female Ammenities | | 12 | GPO in roof room 109 | |
| 13 | Reception BWU | | 14 | Spare Under Bench | |
| 15 | Level 1 Entry Auto Doors | | 16 | Stair 1 Lighting and EEL | |
| 17 | | | 18 | Stair 1 Lighting and EEL | |
| 19 | Spare 3 Phase | | 20 | Security | |
| 21 | Spare 3 Phase | | 22 | Comms Cupboard 1C 20A GPO | |
| 23 | Spare 3 Phase | | 24 | Comms Cupboard 1D 20A GPO | |
| 25 | | | 26 | Comms Cupboard 1D 20A GPO | |
| 27 | | | 28 | Comms Cupboard 1C 20A GPO | |
| 29 | | | 30 | | |
| 31 | | | 32 | | |

| Circuit No. | Description of Circuit | Neutral | Circuit No. | Description of Circuit | Neutral |
|-------------|--------------------------------|---------|-------------|-----------------------------------|---------|
| 1 | Comms Cupboard ID GPO | | 34 | Power Circle 20Amp outlet | |
| 2 | Comms Cupboard IC GPO | | 35 | Comms Room 1/D 15Amp outlet | |
| 3 | Lab 103 20A Soft Wiring Outlet | | 36 | Power Reception | |
| 4 | Lab 103 20A Soft Wiring Outlet | | 37 | TV MONITOR @ ENTRANCE | |
| 5 | Lab 103 20A Soft Wiring Outlet | | 38 | Corridor Power | |
| 6 | Lab 103 20A Soft Wiring Outlet | | 39 | | |
| 7 | Lab 103 20A Soft Wiring Outlet | | 40 | Western Comms Area Power | |
| 8 | Lab 103 20A Soft Wiring Outlet | | 41 | | |
| 9 | Lab 104 20A Soft Wiring Outlet | | 42 | Power in Booth adjacent reception | |
| 10 | Lab 104 20A Soft Wiring Outlet | | | | |
| 11 | Lab 104 20A Soft Wiring Outlet | | | | |
| 12 | Lab 104 20A Soft Wiring Outlet | | | | |
| 13 | Lab 105 20A Soft Wiring Outlet | | | | |
| 14 | Lab 105 20A Soft Wiring Outlet | | | | |
| 15 | Lab 105 20A Soft Wiring Outlet | | | | |
| 16 | Lab 105 20A Soft Wiring Outlet | | | | |
| 17 | Lab 105 20A Soft Wiring Outlet | | | | |
| 18 | Lab 105 20A Soft Wiring Outlet | | | | |
| 19 | Lab 109 20A Soft Wiring Outlet | | | | |
| 20 | Lab 109 20A Soft Wiring Outlet | | | | |
| 21 | Lab 109 20A Soft Wiring Outlet | | | | |
| 22 | Lab 109 20A Soft Wiring Outlet | | | | |
| 23 | Power in Booths | | | | |
| 24 | Power in Booths | | | | |
| 25 | Desk Power at Booths | | | | |
| 26 | Desk Power at Booths | | | | |
| 27 | Power at Entry Desk | | | | |
| 28 | Power at Entry Desk | | | | |
| 29 | Circle Power | | | | |
| 30 | Lab 105 AV Equipment GPO's | | | | |
| 31 | Lab 103 AV Equipment GPO's | | | | |
| 32 | Lab 101A GPO's | | | | |
| 33 | Comms Room 1/O 15Amp outlet | | | | |

SWITCHBOARD LOCATIONS



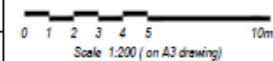


ELECTRICAL DISTRIBUTION BOARDS



FACILITIES MANAGEMENT DIVISION
 NORTHFIELDS AVENUE, WOLLONGONG NSW 2522
 Ph. (02) 4221 3555 www.uow.edu.au

IT RESOURCE CENTRE
 BUILDING 17 - FIRST FLOOR



ESSENTIAL SERVICES

Issued: April 2019
 Drawing Number: ES Bldg 17-2

A3